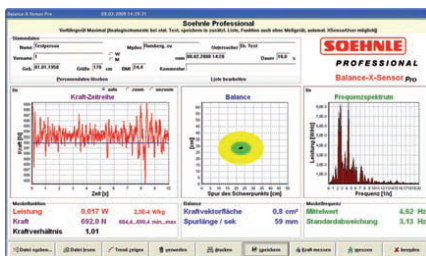


# BALANCE-X-SENSOR type 7860

Neuromuscular function analysis

A product of Soehnle Professional

Medical, health and well-being



- Appliance for the analysis of neuromuscular function
- › Detects the risk of disease osteoporosis early
  - › Measures neuromuscular deficits in order to estimate the risk of fall
  - › Evaluates the efficacy of muscle training programmes
  - › Measures force and power of the upper/lower muscle groups and trunk muscles



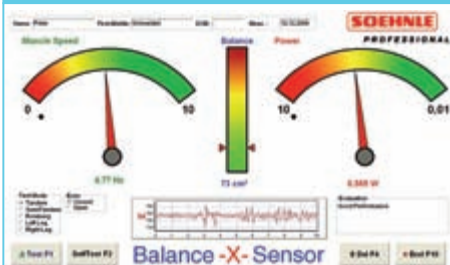
A product of Soehnle Professional

## Features

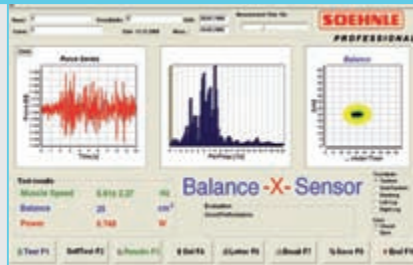
The Balance-X-Sensor digitally measures balance and the muscle performance required to maintain balance, and displays the results on an integrated computer. External muscle activation frequency is detected and analysed in a balance test over 10 seconds. The appliance differentiates between balance disturbances resulting from muscular or neurological origins or caused by taking medicines. Peak strength that builds bones, top muscular performance that prevents falls, and top sports performance can be measured by tests that are quick and easy to carry out. The elegantly designed

curved hand rails on both sides of the Balance-X-Sensor give especially older patients a feeling of security during the balance test. The appliance is ideal for use in doctor's surgeries, hospitals, rehabilitation clinics and centres for top athletes as well as in fitness training. It was developed and tested in co-operation with the University of Würzburg in Germany.

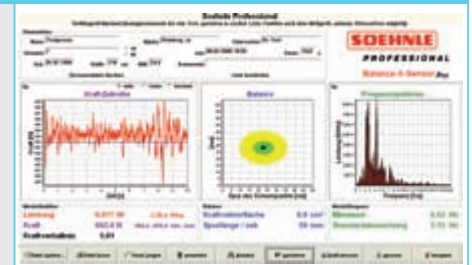
## Balance-X-Sensor



Balance-X-Sensor Basic



Balance-X-Sensor Standard



Balance-X-Sensor Pro

- Software to record 3 fall-related factors:
- > Speed of postural muscles representing their training condition (left instrument)
  - > Balance area of the body's centre of gravity representing the patient's way (central instrument)
  - > Muscle performance expended during the test, representing the interaction of the vestibular system, nerve pathways and muscle function condition (right instrument)

- Software to detect and evaluate posture and standing test data for an adjustable measurement period:
- > Time series of force curves
  - > Muscle power frequency spectrum over the test duration
  - > Balance area of the force vector about the body's centre of gravity
  - > Body Mass Index (when body size is keyed in)

- Software to detect and evaluate data during the posture and standing test, and for movement tests against gravity, e.g. knee bends, stand-up test, use of dumbbells, etc. for an adjustable measurement period up to 6 minutes. Balance-X-Sensor Standard plus:
- > External force and power against gravity during exercises
  - > Maximum force in relation to body weight representing bone-building efficiency

## Ordering information

Balance-X-Sensor	Order Number	Dimensions	Weight
		mm	kg
Basic	7860.01.001	670 x 1350 x 800	40
Standard	7860.10.001	670 x 1350 x 800	40
Pro	7860.20.001	670 x 1350 x 800	40

Soehnle Medical importer Benelux:

WEEGTECHNIEK HOLLAND B.V.    Tel. 036 522 20 30    Email info@soehnle.nl  
 Patroonsweg 23 3892 DA Zeewolde    Fax. 036 522 20 60    Website www.soehnle.nl